



NATIONAL BUREAU OF STATISTICS

National Household Kerosene Price Watch

(FEBRUARY 2026)

Report Date: May 2026

Data Source: National Bureau of Statistics (NBS)

CONTENT

Methodology	3
Executive Summary	4
Average Kerosene Prices per liter across States	5
Average Kerosene Prices per liter across Zones	6
12 Months Average Prices per liter	7
Average Kerosene Prices per gallon across States	8
Average Kerosene Prices per gallon across Zones	9
12 Months Average Prices per gallon	10
Appendix	11
Contact	13

METHODOLOGY

Fieldwork is done solely by over 700 NBS Staff in all the States of the federation, supported by supervisors whom internal and external observers monitor.

Fuel Prices are collected across all the 774 local governments across all States and the FCT from over 10,000 respondents and outlets and the estimates reflect the weights derived from estimates of household expenditures on fuel and the actual prices of liters or gallon bought by the households.

The average prices are reported for each state and the country. The NBS audit team subsequently conducts randomly selected verification of prices recorded.

EXECUTIVE SUMMARY

The average retail price per litre of Household Kerosene (HHK) paid by consumers in February 2026 was **₦2,300.46**, showing a decrease of 0.66% compared to **₦2,315.78** recorded in January 2026. On a year-on-year basis, the average retail price per litre of the product increased by 11.72% from **₦2,059.08** in February 2025.

On state profile analysis, the highest average price per litre in February 2026 was recorded in Taraba with **₦2,883.63**, followed by Edo with **₦2,860.57** and Kebbi with **₦2,701.56**. On the other hand, the lowest price was recorded in Bayelsa with **₦1,833.35**, followed by Ekiti with **₦1,838.40** and Akwa Ibom with **₦1,963.28**.

In addition, analysis by zone showed that the North-West recorded the highest average retail price per litre of Household Kerosene with **₦2,413.17**, followed by the South-West with **₦2,342.38**, while the South-East recorded the lowest with **₦2,195.74**.


The average retail price per gallon of Household Kerosene paid by consumers in February 2026 was **₦10,352.09** indicating a decrease of 0.66% from **₦10,421.02** in January 2026. On a year-on-year basis, this increased by 33.10% from **₦7,777.62** in February 2025.

On state profile analysis, Taraba recorded the highest average retail price per gallon of Household Kerosene with **₦12,976.31**, followed by Edo with **₦12,872.55** and Kebbi with **₦12,157.03**. On the other hand, Bayelsa recorded the lowest price with **₦8,250.06**, followed by Ekiti and Akwa Ibom with **₦8,272.79** and **₦8,834.77** respectively.

Analysis by zone showed that the North West recorded the highest average retail price per gallon of Household Kerosene with **₦10,859.27**, followed by the South West with **₦10,540.71**, while the South-East recorded the lowest with **₦9,880.82**.

NATIONAL HOUSEHOLD KEROSENE PRICE WATCH -FEBRUARY 2026

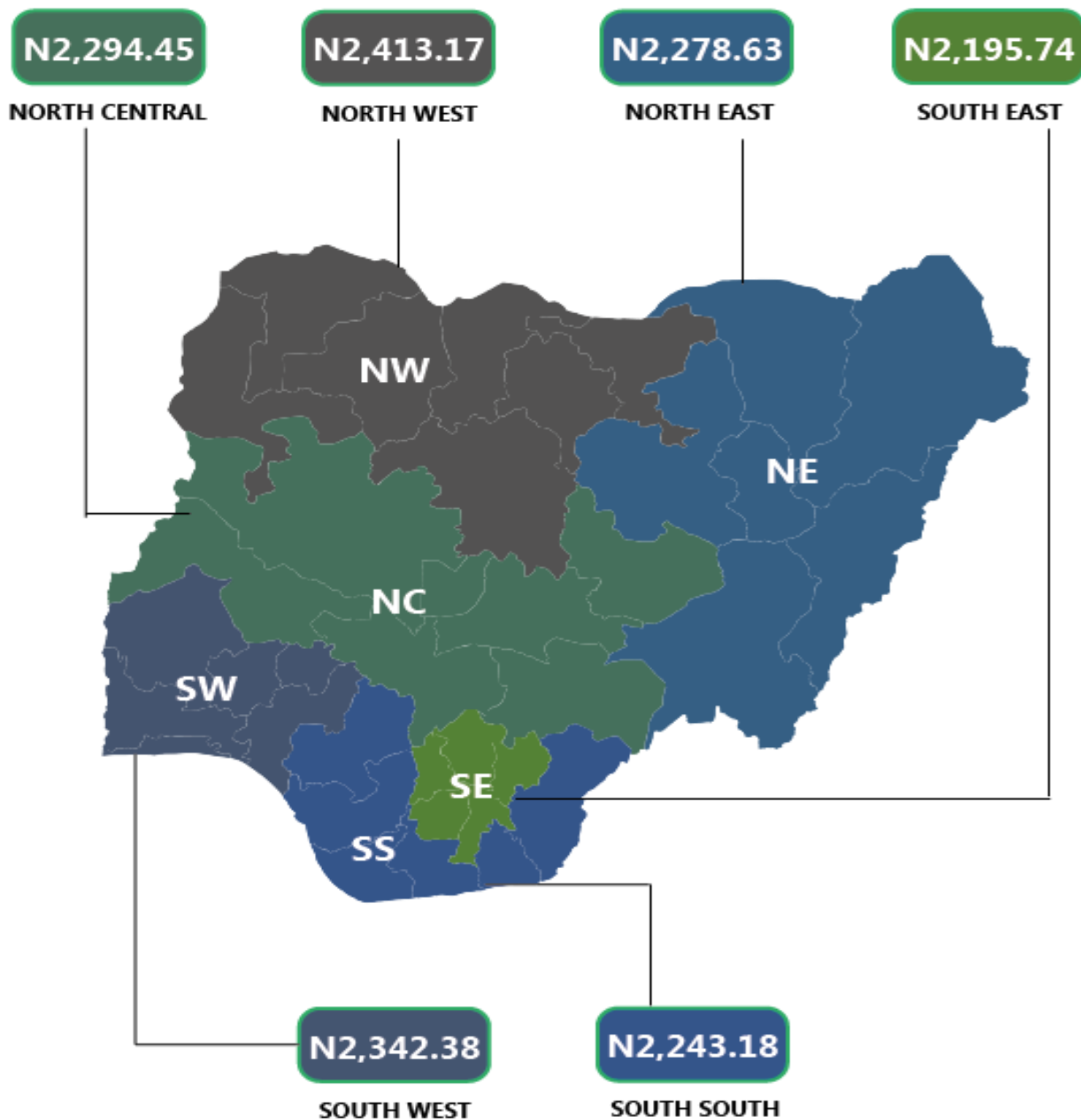
Average Kerosene Prices per litre Across States



STATES WITH THE HIGHEST AVERAGE PRICES		STATES WITH THE LOWEST AVERAGE PRICES	
TARABA	N2,883.63	BAYELSA	N1,833.35
EDO	N2,860.57	EKITI	N1,838.40
KEBBI	N2,701.56	AKWA IBOM	N1,963.28


NATIONAL HOUSEHOLD KEROSENE PRICE WATCH - FEBRUARY 2026

Average Kerosene Prices per litre Across Zones




NATIONAL HOUSEHOLD KEROSENE PRICE WATCH -FEBRUARY 2026

12 Month Average Prices per litre



NATIONAL HOUSEHOLD KEROSENE PRICE WATCH -FEBRUARY 2026

Average Kerosene Prices per gallon Across States



STATES WITH THE HIGHEST AVERAGE PRICES

TARABA ↔ **N12,976.31**

EDO ↔ **N12,872.55**

KEBBI ↔ **N12,157.03**

STATES WITH THE LOWEST AVERAGE PRICES

BAYELSA ↔ **N8,250.06**

EKITI ↔ **N8,272.79**

AKWA IBOM ↔ **N8,834.77**

NATIONAL HOUSEHOLD KEROSENE PRICE WATCH -FEBRUARY 2026

Average Kerosene Prices per gallon Across Zones



N10,325.03

NORTH CENTRAL

N10,859.27

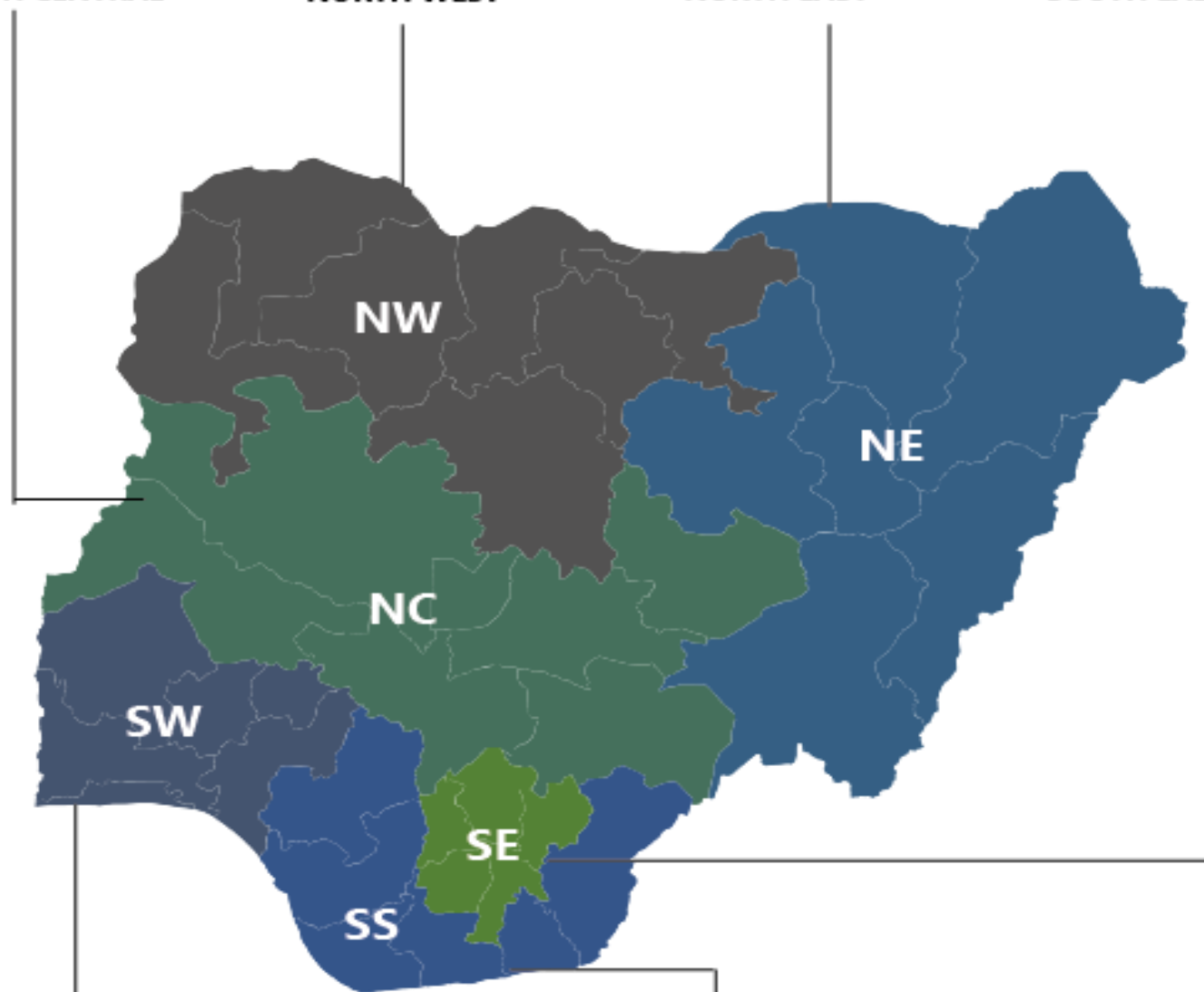
NORTH WEST

N10,253.84

NORTH EAST

N9,880.82

SOUTH EAST



N10,540.71

SOUTH WEST


N10,094.31

SOUTH SOUTH

NATIONAL HOUSEHOLD KEROSENE PRICE WATCH

-FEBRUARY 2026

12 Month Average Prices per gallon



APPENDIX

LITRE					
	Average of Feb-25	Average of Jan-26	Average of Feb-26	MoM	YoY
NORTH CENTRAL	2155.48	2237.68	2294.45	2.54	6.45
Abuja	2700.00	1981.63	2151.18	8.56	-20.33
Benue	1803.33	2171.13	2295.59	5.73	27.30
Kogi	2180.00	1982.02	1982.02	0.00	-9.08
Kwara	2192.78	2631.16	2125.24	-19.23	-3.08
Nasarawa	1871.37	2367.46	2414.42	1.98	29.02
Niger	2180.88	2501.20	2574.14	2.92	18.03
Plateau	2160.00	2029.19	2518.57	24.12	16.60
NORTH EAST	1968.17	2449.85	2278.63	-6.99	15.77
Adamawa	2400.00	2606.09	2060.46	-20.94	-14.15
Bauchi	1750.00	1954.08	2234.91	14.37	27.71
Borno	1500.00	2355.63	2323.93	-1.35	54.93
Gombe	2020.00	2650.00	2161.50	-18.43	7.00
Taraba	2150.00	2575.00	2883.63	11.99	34.12
Yobe	1989.00	2558.30	2007.37	-21.53	0.92
NORTH WEST	2240.94	2347.66	2413.17	2.79	7.69
Jigawa	2164.64	2250.00	2153.25	-4.30	-0.53
Kaduna	2580.00	2572.32	2581.63	0.36	0.06
Kano	2151.88	2360.56	2200.09	-6.80	2.24
Katsina	2150.00	2330.00	2302.90	-1.16	7.11
Kebbi	2275.00	2487.50	2701.56	8.61	18.75
Sokoto	2455.09	2218.78	2579.88	16.27	5.08
Zamfara	1910.00	2214.49	2372.88	7.15	24.23
SOUTH EAST	2008.40	2236.15	2195.74	-1.81	9.33
Abia	1790.00	2185.77	2086.35	-4.55	16.56
Anambra	1768.00	2195.12	2297.78	4.68	29.96
Ebonyi	2169.44	2316.21	2258.92	-2.47	4.12
Enugu	2254.55	2112.45	2086.53	-1.23	-7.45
Imo	2060.00	2371.17	2249.10	-5.15	9.18
SOUTH SOUTH	1943.74	2370.32	2243.18	-5.36	15.41
Akwa Ibom	1975.00	2543.45	1963.28	-22.81	-0.59
Bayelsa	1633.00	2183.66	1833.35	-16.04	12.27
Cross River	1675.00	2075.51	2194.38	5.73	31.01
Delta	2055.00	2804.23	2350.41	-16.18	14.38
Edo	2180.00	2420.67	2860.57	18.17	31.22
Rivers	2144.44	2194.38	2257.09	2.86	5.25
SOUTH WEST	1982.93	2247.46	2342.38	4.22	18.13
Ekiti	1750.00	2051.90	1838.40	-10.41	5.05
Lagos	2167.14	2076.02	2640.32	27.18	21.83
Ogun	2160.00	2345.99	2531.44	7.91	17.20
Ondo	1956.12	2324.22	2363.72	1.70	20.84
Osun	2199.31	2408.30	2541.01	5.51	15.54
Oyo	1665.00	2278.33	2139.39	-6.10	28.49
Average	2059.08	2315.78	2300.46	-0.66	11.72

GALLON					
	Average of Feb-25	Average of Jan-26	Average of Feb-26	MoM	YoY
NORTH CENTRAL	7812.52	10069.58	10325.03	2.54	32.16
Abuja	7450.00	8917.32	9680.31	8.56	29.94
Benue	7665.00	9770.09	10330.16	5.73	34.77
Kogi	8100.00	8919.09	8919.09	0.00	10.11
Kwara	7867.52	11840.23	9563.56	-19.23	21.56
Nasarawa	8421.17	10653.57	10864.90	1.98	29.02
Niger	8463.95	11255.38	11583.61	2.92	36.86
Plateau	6720.00	9131.36	11333.58	24.12	68.65
NORTH EAST	7123.42	11024.32	10253.84	-6.99	43.95
Adamawa	6800.00	11727.40	9272.06	-20.94	36.35
Bauchi	6975.00	8793.37	10057.08	14.37	44.19
Borno	6750.00	10600.33	10457.67	-1.35	54.93
Gombe	8090.00	11925.00	9726.75	-18.43	20.23
Taraba	7575.00	11587.50	12976.31	11.99	71.30
Yobe	6550.50	11512.34	9033.19	-21.53	37.90
NORTH WEST	8291.39	10564.49	10859.27	2.79	30.97
Jigawa	8640.89	10125.00	9689.63	-4.30	12.14
Kaduna	8410.00	11575.46	11617.32	0.36	38.14
Kano	8183.44	10622.50	9900.41	-6.80	20.98
Katsina	8975.00	10485.00	10363.05	-1.16	15.47
Kebbi	8587.50	11193.75	12157.03	8.61	41.57
Sokoto	7647.91	9984.50	11609.46	16.27	51.80
Zamfara	7595.00	9965.21	10677.97	7.15	40.59
SOUTH EAST	8046.79	10062.66	9880.82	-1.81	22.79
Abia	7920.00	9835.97	9388.58	-4.55	18.54
Anambra	7956.00	9878.05	10340.01	4.68	29.96
Ebonyi	7962.48	10422.96	10165.16	-2.47	27.66
Enugu	8125.45	9506.04	9389.39	-1.23	15.56
Imo	8270.00	10670.28	10120.97	-5.15	22.38
SOUTH SOUTH	7471.83	10666.42	10094.31	-5.36	35.10
Akwa Ibom	8437.50	11445.53	8834.77	-22.81	4.71
Bayelsa	7348.50	9826.46	8250.06	-16.04	12.27
Cross River	7537.50	9339.78	9874.71	5.73	31.01
Delta	7247.50	12619.05	10576.87	-16.18	45.94
Edo	7810.00	10893.00	12872.55	18.17	64.82
Rivers	6450.00	9874.69	10156.91	2.86	57.47
SOUTH WEST	7873.18	10113.58	10540.71	4.22	33.88
Ekiti	7875.00	9233.57	8272.79	-10.41	5.05
Lagos	6752.14	9342.11	11881.44	27.18	75.97
Ogun	8720.00	10556.95	11391.49	7.91	30.64
Ondo	7802.55	10459.01	10636.75	1.70	36.32
Osun	8596.88	10837.36	11434.54	5.51	33.01
Oyo	7492.50	10252.50	9627.26	-6.10	28.49
Average	7777.62	10421.02	10352.09	-0.66	33.10

CONTACT



National Bureau of Statistics

Head Office
No. 1, Wole Olanipekun Street,
Formerly, Plot 762, Independence Avenue,
Off Constitution Avenue,
CBD, Abuja, F.C.T.

Bonaventure Nwosu

Information Desk
Head, Communication and Public Relations
Department (C&PRD)
Phone +2348033109882
bnwosu@nigerianstat.gov.ng

Moses Mathew

Statistical Information Officer
Department (C&PRD)
Phone +2347069071157
matmoses@nigerianstat.gov.ng



@nbs_nigeria



NBSNIGERIA



Nbs_nigeria

